

# Mastering the needs of **Track** lighting.








At Lumiparts, we believe in global passion for people, entrepreneurship and adventure. We encourage ourselves and others to develop further, because driven passion never stands still. Lumiparts helps illuminate the passion of entrepreneurs and end-users by uniquely providing complete lighting solutions. With a personal approach, we customise products and keep them in stock. Together we master the needs of lighting!

We have specialised in supplying and creating flexible lighting solutions that can be tailored to each specific customer and project need. We are in close contact with our customers and offer not only our standard lighting products, but also custom-made and tailor-made White Label and OEM luminaires. We understand that every project is unique and that personalisation is the key to every lighting project! At service level, we therefore offer our own assembly department where all wishes are welcome, various market-oriented leaflets, demo boxes and, of course, a listening ear. In this way, we offer the best advice and together make our products, partners and end customers shine.

*"We passionately enlighten our business partners by providing flexible and personalized lighting solutions while expanding nationally and internationally through healthy and sustainable relationships."*



## ASSEMBLY, OEM & WHITE LABEL

All fittings and special requests end up in our assembly department. Here, all products are made ready for use and our expert team turns various parts into a single unit. We customise all products and ensure that LED profiles are cut to the millimetre with our special sawing table.

We also offer the possibility of rebranding our products to make them your own (house) brand. At assembly, our passionate team ensures that our products are rebranded with your own brand label. This is achieved through the White Label & OEM concept. Choose your luminaires, send us your company details, logo and desired product numbers and we will get to work for you!



SINCE 1985



*"To illuminate our world by inspiring our employees, customers and suppliers with our passion for lighting. Together, we'll be the masters of lighting."*

## FLEXIBLE SOLUTIONS

We go the extra mile to exceed your expectations and are flexible. With its purchasing policy, our business office ensures that a wide range of parts is always available, as a result of which many of our luminaires can be assembled and delivered directly from stock. We also purchase our parts with an eye for detail, as a result of which they are in most cases interchangeable, so we always find a suitable solution for your project. A different reflector, ring or driver? No problem! Like the office, our large warehouse is located in Nieuwkoop, making us always close by and therefore unique in offering flexible lighting solutions.

## RELIABLE LIGHTING & MEASUREMENTS

Because we have been operating since 1985, we have gained a lot of knowledge within the market. We therefore act on knowledge and craftsmanship at product and service level. We work towards the needs of each segment and have our own lighting lab, where we measure our luminaires to provide accurate information and produce a clear EPREL report. These EPREL reports are made available to every partner. It is also possible to receive the LDT files of our luminaires. We gladly embark on an adventure and are always open to sharing knowledge, worldwide.







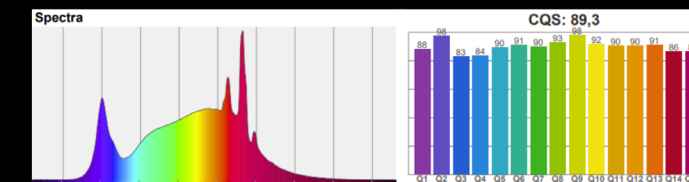
# STIO TRACKLIGHT

Our Stio is designed to perfectly illuminate products, highlight their features and increase their appeal to customers and end-users. With the standard Premium White module, products are perfectly lit, allowing end-users to see them at their best.

The Stio has an impressive efficiency of up to 154lm/w, making it incredibly energy-efficient and able to provide high-quality lighting while consuming less power. In fact, the Stio delivers cost savings of €30 per year per luminaire compared to other traditional lighting systems.

## MAKE LIGHTING WORK FOR YOU

- ✓ Exclusive Premium White mode LED module included
- ✓ High-performance Lumen/Watt ratio of up to 154lm/W HE+
- ✓ Made with Premium brand components
- ✓ Trending and durable design for longer lifespan
- ✓ Best price within the market & fast delivery



NEW  
**L90 B10**  
**60.000**

IMPRESSIVE  
OUTPUT | UP TO  
**154LM/W**



Check online

## PREMIUM WHITE

The Premium White module takes good care of products. It renders white objects bright white and makes other object colours appear deeper, warmer and true to nature. This enhances the shopping experience.

Other available options:

- 15°, 24°, 36° and 55° reflector
- Lens 15° or 36° with honeycomb
- CCT 3000K PW or 4000K PW
- Housing colour black or white
- 



Contact us!  
Scan the QR code or call  
**+31 (0)172 574500**  
**WWW.LUMIPARTS.COM**



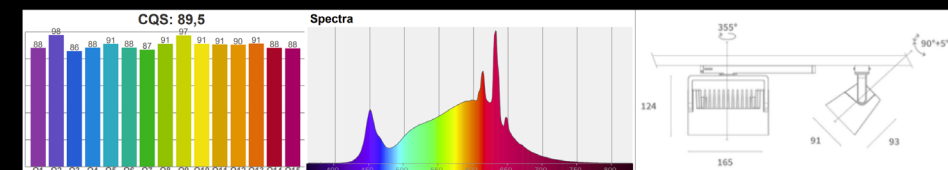




# WALLY IN-TRACK TRACKLIGHT

The Wally family offers excellent performance with a system lumen output of 3312lm to 5369lm. With its wide beam, light is evenly distributed across both small and large spaces. The Wally has a high system efficiency of 121lm/W to 134lm/W, resulting in an energy-efficient lighting solution that also reduces your carbon footprint. You can choose from three different light colours (CCT), including 2700K, 3000K and 4000K Premium White.

The Wally in-track lamp has a modern and compact design and is equipped with high-quality reflective material. This distributes light evenly and creates a wide beam of light. The Wally is very easy to install, saving the installer valuable time and effort.



## ONLY THE MOST DELIGHTING PRODUCT SPECS

The Wally has a special reflector to save energy and has a compact and unique design. The Wally offers a system output that can range from 27.5W to 40W, making it ideal for use in retail projects.

- ✓ Unique design with special reflector for efficiency
- ✓ High-quality reflective material and customisable
- ✓ Available in PW (fashion module), Art and Food modules
- ✓ Dali en Casambi dimmable
- ✓ The Wally in-Track has a wide beam reflector; ideal for even illumination of large areas.

## A BEAM OF POSSIBILITIES

The Wally comes with a non-dimmable driver as standard, but it can also be fitted with a Dali or Casambi driver that allows you to adjust the lighting at will and in an instant for the best atmosphere. The Wally is often used in retail projects as it can be equipped with a Fashion, Food or Art module. Moreover, you can choose to further customise the lamp. The Premium White module is ideal for improving colour rendering in shops, so consumers have the best shopping experience.

Other available options:

- 36° x 95° reflector
- 27.5W - 30.5W - 34W or 40W
- CCT 3000K, 3000K PW or 4000k PW
- Housing colour black, white or grey
- Food, Fashion or Art module



Check online

Contact us!  
Scan the QR code or call  
**+31 (0)172 574500**

WWW.LUMIPARTS.COM









# SINTRA TRACKLIGHT



Check online

The compact design of the Sintra tracklight is made possible by the integrated driver that fits perfectly into its housing. This makes it stand out beautifully in our 3-phase track system. This luminaire comes standard with a dimmable driver and a 33-degree reflector, is available in three sizes and three wattages.

## ALL AT ONCE

The Sintra range offers three different wattage levels to meet the diverse needs of different projects.

Depending on the lighting needs, the Sintra's different wattages can be used. For smaller spaces and a warm minimalist atmosphere, the 7W variant is a good option with a lumen output of 674-775lm. The 15W variant, with a larger size and higher lumen output of 1393-1561lm, is recommended for hospitality or retail projects, or buildings with slightly higher ceilings. And for larger (retail) projects with higher ceilings, the 27W variant with a lumen output of 2786-3121lm is the perfect lighting.

One of the main advantages of the Sintra product range is its fast delivery from stock. This means that your projects can be provided with high-quality lighting at the last minute without having to worry about long delivery times. Moreover, the Sintra series is compatible with all common 3-phase track systems and comes with a standard adapter, making installation quick and easy.

### WHY SINTRA?

- ✓ Standard adapter suitable for all common 3-phase track systems
- ✓ Primary dimmable and high CRI
- ✓ Applicable for higher ceilings
- ✓ Available in three different wattages
- ✓ Fast delivery

Other available options:

- 15°, 24°, 33° and 50° reflector
- Adjustable front
- CCT 2700K, 3000K or 4000K
- Housing colour black, white or grey



Contact us!  
Scan the QR code or call  
**+31 (0)172 574500**  
[WWW.LUMIPARTS.COM](http://WWW.LUMIPARTS.COM)





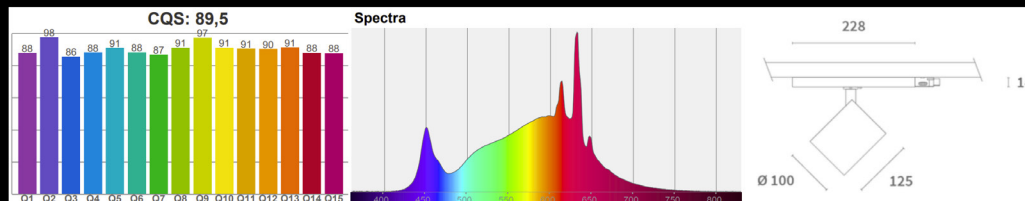


Check online

# PINTA IN-TRACK TRACKLIGHT

The Pinta in-track has a small form size, making it perfect for applications where space is limited. The size is made possible by the efficient heat sink and in-track drivers, which help reduce size without compromising performance. The Pinta in-track is a versatile, efficient and affordable tracklight that offers a range of benefits, including flexible options, high lumen output, a compact design and an affordable price. It is an excellent choice for those who want a reliable and high-quality lighting solution for a wide range of applications.

With a range of up to 5500 lumens output, the Pinta in-track is suitable for larger spaces where tracks hang higher than average. Thanks to its new HE chip and HE reflector, the spotlight reaches up to 120 lumens per watt, resulting in lower energy consumption and more sustainable operation.



## ONLY THE DELIGHTING PRODUCT SPECS

- ✓ Compact design that fits into any environment
- ✓ HE Reflector & module for lower energy consumption
- ✓ Dali & Casambi dimmable
- ✓ Trending and durable design for longer lifespan
- ✓ Quickly available in different colours, with different CRIs and Spectrums

## GREAT OPPORTUNITIES

- Other available options:
- 15°, 24°, 36° and 60° reflector
  - 14.5W, 19.5W 25.5W or 30W
  - CCT 3000K or 3000K PW
  - Housing colour black, white or grey
  - Food, Fashion or art module



Contact us!  
Scan the QR code or call  
**+31 (0)172 574500**  
[WWW.LUMIPARTS.COM](http://WWW.LUMIPARTS.COM)







MEMORIZABLE  
OUTPUT | UP TO  
146LM/W

# ARDEA TRACKLIGHT



Check on website

The Ardea. This versatile luminaire can be used in different environments and appears in three models. The Ardea is has great output in retail spaces to warehouses and everything in between. One of the best things about the Ardea is its adaptability and plug-and-play installation - with dipswitches that allow you to tune the lumen output, you can achieve the perfect brightness level for any project. With up to 8,000 lumens in linear form and up to 12,000 lumens in panel form, this tracklight is a real powerhouse!



## ONLY THE MOST DELIGHTING PRODUCT SPECS

The Ardea is not only incredibly powerful, but also energy-efficient, with a lumen/watt ratio of 146lm/W. This means it is eligible for German subsidies, making it a smart and cost-effective choice for any project.

- ✓ Fast delivery
- ✓ High-performance Lumen/Watt ratio of up to 146lm/W
- ✓ Available in Opal, double and single versions
- ✓ Plug and play installation
- ✓ Dipswitch to control the output and adapt it to the environment

Contact us!  
Scan the QR code or call  
**+31 (0)172 574500**  
WWW.LUMIPARTS.COM







[www.lumiparts.com](http://www.lumiparts.com)

**LUMIPARTS B.V.**

Nijverheidsweg 2  
2421LR Nieuwkoop  
Netherlands

Let's Connect!  
Scan the QR-code  
to contact us

